



**60 gal
(227 L)
HYDRAULIC OIL
RESERVOIR**



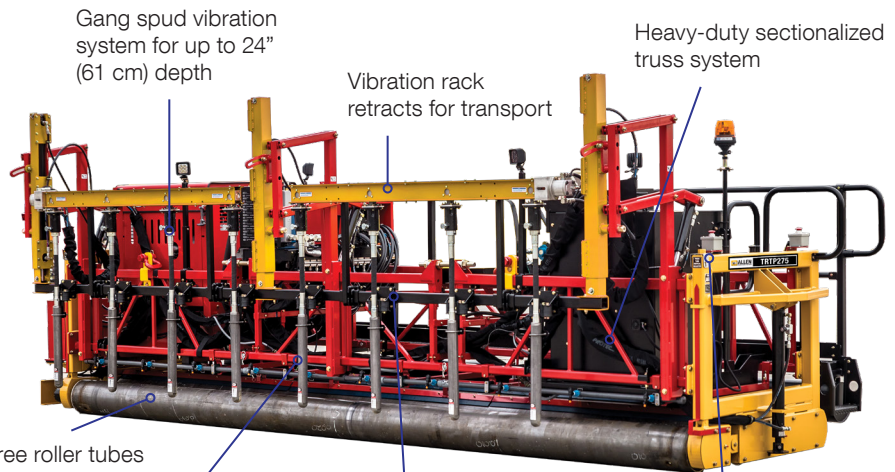
**HATZ 4H50TIC (T4F)
LIQUID-COOLED
DIESEL ENGINE**



**12 - 34 FT
(3.7 - 10.4 M)
WIDTHS AVAILABLE
(2 FT INCREMENTS)**



**74 hp
(55.2 kW)
HORSEPOWER**



Gang spud vibration system for up to 24" (61 cm) depth

Heavy-duty sectionalized truss system

Vibration rack retracts for transport

Three roller tubes

Pendulum shaft driven spud vibrators with variable speed

Please note for overall length the vibrators are positioned 18" on center within the paving area.

Operator console inside main frame




Scan this QR code to learn more details about this product.



275

GANG VIBRATION


Hydraulically controlled vibration system for proper concrete consolidation. Standard on the 275 only, not available on the 255 or 150B



ALL MODELS

SPRAY SYSTEM

Allows fogging of screeding tube to keep concrete from sticking to the tube. Fog bar is made with QD couplings for ease of assembly for machine reconfiguration. Available on all models.



ALL MODELS

TUBE SCRAPERS

Drive tube scrapers prevent build-up on tubes allowing for easier clean-up at the end of the day. Available on all models.

TRTP275

The largest of the TRTP's that Allen manufactures, the 275 comes equipped with a gang vibration system to consolidate the concrete to meet any roadway or airport project specification. This work horse comes equipped with a high powered 74hp Hatz diesel engine and an operator console in the frame of the machine for visibility and safety purposes.

SPECIFICATIONS

DESCRIPTION	TRTP275
ENGINE	Hatz 4H50TIC (T4F)
HORSEPOWER CLASS	74 hp (55.2 kW)
FUEL TYPE	Liquid-Cooled Diesel
WIDTHS AVAILABLE (2 FT INCREMENTS)	12 - 34 ft (3.7 - 10.4 m)
WEIGHT AT 22 FT	8,700 lb (3,946 kg)
ROLLER TUBE DIAMETER	10 in (25.4 cm)
TUBE WEIGHT PER FT	27 lb (12 kg)
HYDRAULIC OIL RESERVOIR	60 gal (227 L)
HYDRAULIC SPRAY SYSTEM	Standard
HYDRAULIC STEERING LEG	Standard
VIBRATOR DEPTH	24" Below Grade
VIBRATOR FREQUENCY	11,000 vpm



*Please note: The TRTP will need to be at least 2' wider than the paving width. Example: 16' Paving with = 18' TRTP Length.

STEEL EDGE FORMS AND ACCESSORIES

Allen offers a complete line of steel edge forms, including straight forms, radius, dual-sided and heavy-duty paving forms (dowel holes upon request).

